BOY SCOUTS OF AMERICA

Made-To-Measure Form
Scouts BSA Uniform Shirts

2109 Westinghouse Blvd.
P.O. Box 7143
Charlotte, NC 28271-7143
800-323-0736
NDCSupply.Orders@Scouting.org
www.ScoutShop.org

Customer Name:	Date:
Shipping Address:	
Day Time Phone Number:	Email:
For Office Use Only Order Number:	*For Office Use Only* PO Number:

Please choose one:

☐ Men's ☐ Ladies'

☐ Boys' ☐ Girls'

Comments: _____

All made to measure payments are collected up front. Delivery can take up to 16 weeks.

For more accurate measurements, lay your garment FLAT on a HARD surface and use a soft measuring tape. Smooth the garment with your hands, but do not stretch the fabric. Ironing is recommended for garments that are highly wrinkled.

Note: For optimal results, consult a professional tailor to take these garment measurements.

ONLY LENGTH CHANGE REQUEST

Fill out this section if you're able to find an existing in-stock shirt size that basically fits and **only requires alterations to sleeve length and/or center back length.** Ask a store associate for assistance in locating the SKU. Simply follow these easy steps for requesting shirt modifications:

1) Try on a shirt and record SKU# below of style that fits best.
2) Measure current sleeve and/or center back length of shirt and record below.
3) Indicate new measurement(s) below for one or both modifications being requested.
4) Subtract the difference between the current stock measurement and the new requested measurement.

SKU: _____ Description: _____

E. Center of Back Length

(From the center of the back neck at the collar seam to the bottom of the garment)

Current BSA Stock Item: _____ inches

Customer Requested: _____ inches

Difference (+-): _____ inches

MADE-TO-MEASURE REQUEST

Please provide measurements requested below based on a woven dress shirt that currently fits you well and we will construct your new uniform garment to those specifications.

Customer's Personal Measurement: **Height:** _____ **Weight:** _____

Customer's Dress Shirt Size: **Neck:** _____ **Sleeve:** _____

All measurements should be based on actual garments, not body measurements. All measurements should be in inches.

A. Neck Size: _____

Open shirt flat and measure along the collar from the center of the button to the outside corner of the button hole.

B. Sleeve Length: _____

***This measurement will not correspond to the size on the label. Please take this measurement from the garment as directed below.**

From the center of the back neck at collar seam to the end of the sleeve, including the cuff. Use the same kind of sleeve length as the one you are ordering.

C. Cross Shoulder: _____

With back of garment facing you, measure straight across from shoulder seam to shoulder seam.

D. Cross Chest: _____ x 2: _____

1″ below armhole

Measure from side seam to side seam 1" below the bottom of the armhole.

E. Armhole: _____ x 2: _____

Measure along the curve of the armhole from top shoulder seam to bottom sleeve seam.

F. Center of Back Length: _____

From the center of the back neck at the collar seam to the bottom of the garment.

G. Bottom Sweep: _____ x 2: _____

From side seam to side seam at the bottom of the garment. If there are slits on the side, use the bottom-most point of the side seam.

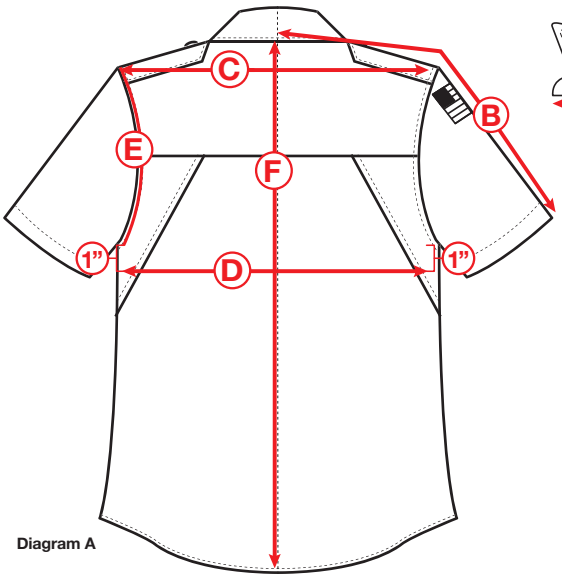

Diagram A

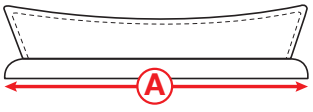

Collar

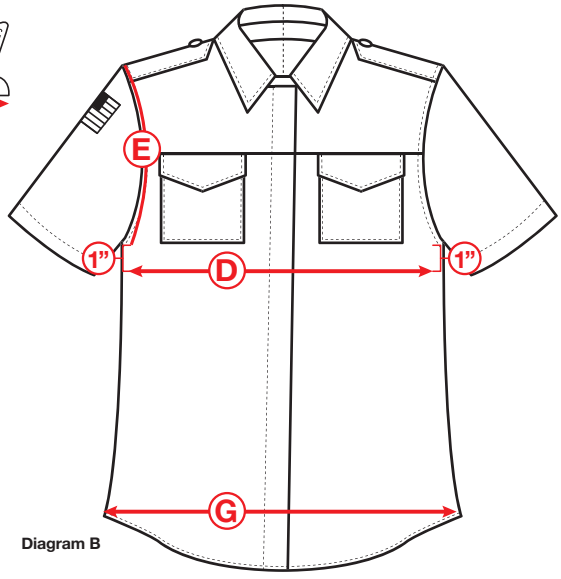

Diagram B

PLEASE TYPE OR WRITE LEGIBLY